


## **200A, 35kV Class Loadbreak Junction**



APPLICATION

The Chardon 200 A, 35 kV Class Loadbreak Junction provides two, three or four 21.1/36.6 kV loadbreak interfaces that are internally bused together and meet all requirements of IEEE Standard 386™ — Separable Insulated Connector Systems. Loadbreak Junctions are used in pad-mounted apparatus, under-ground vaults, and other apparatus to sectionalize, establish loops, taps, or splices, and to facilitate apparatus changeouts.

Sectionalizing a cable run to find and isolate a cable fault is made easy when a loadbreak junction is used with 35 kV Class Loadbreak

elbows and other accessories meeting the requirements of IEEE Standard 386™. The Chardon Loadbreak design incorporates an all copper current carrying path, which provides reliable and consistent performance under all conditions.

The Chardon Loadbreak Junction meets all the requirements of IEEE standard 386, and is fully interchangeable with competitor's products and mating products that also meet IEEE Standard 386. When installed with mating components, the loadbreak junction provides a fully shielded connection for loadbreak applications.

PRODUCTION TESTS

- Tests conducted in accordance with IEEE/ANSI Standard 386.
- Partial Discharge – 26 kV≤5pC
  - AC 1 Minute Withstand – 50 kV
- Tests conducted in accordance with Chardon manufacturing process requirements:
- Physical Inspection
  - Periodic Dissection
  - Periodic X-ray Analysis

VOLTAGE RATINGS

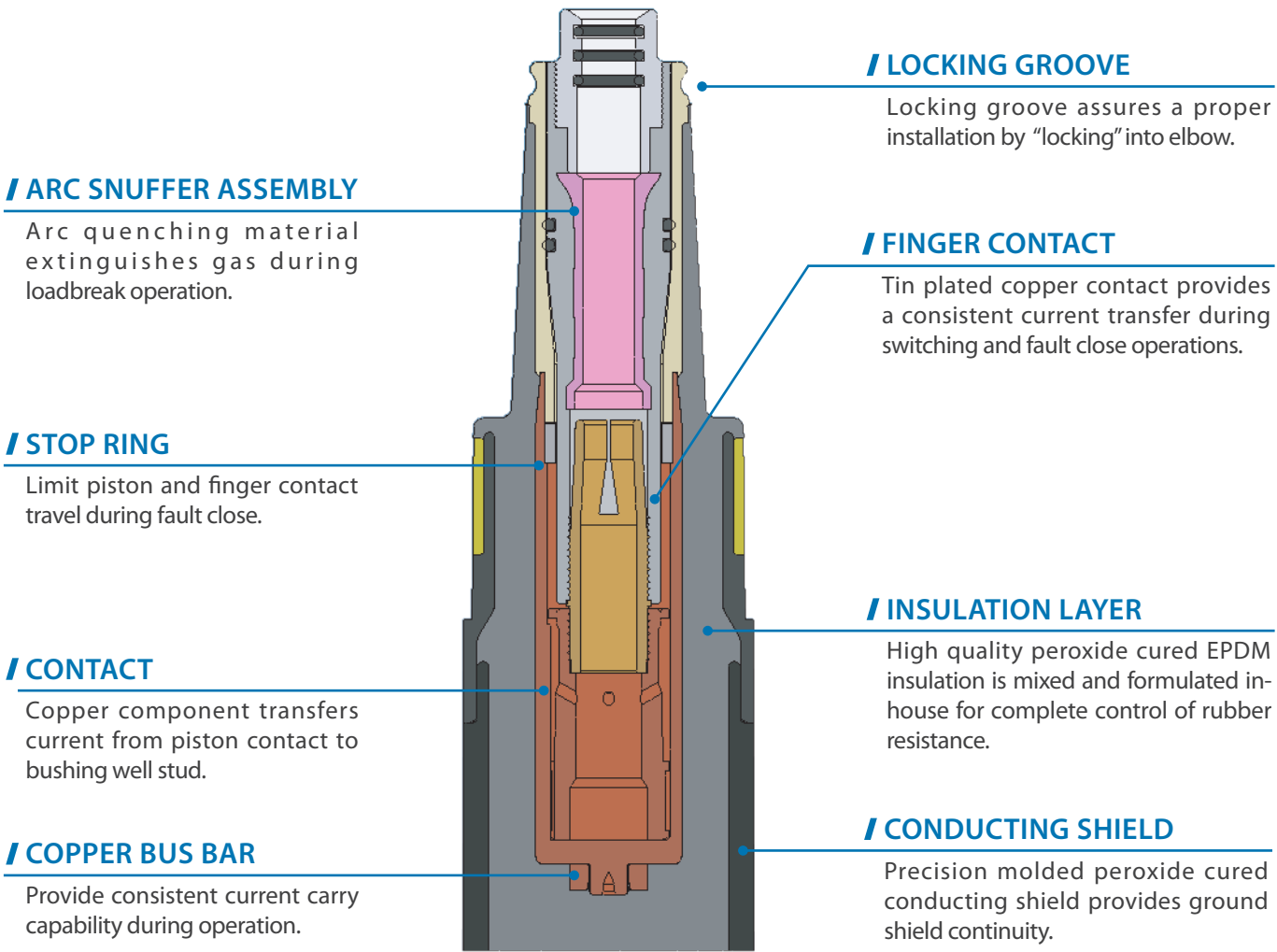
Voltage Class	35 kV
Max. Rating Phase to Phase	36.6 kV
Max. Rating Phase to Ground	21.1 kV
AC 1 Minute Withstand	50 kV
DC 15 Minute Withstand	103 kV
BIL and Full Wave Crest	150 kV
Partial Discharge	26 kV≤5pC

.35-LJ200-121825-REV01

CURRENT RATINGS

Description	Test Parameters
Continuous	200 amps rms
Switching	10 operations at 200 amps rms at 36.6 kV
Fault Close	10,000 amps rms symmetrical at 36.6 kV for 0.17 s after 10 consecutive successful switching operations
Short Time	• 10,000 amps rms symmetrical for 0.17 s • 3,500 amps rms symmetrical for 3.0 s

DETAIL COMPOSITION OF THE CHARDON LOADBREAK JUNCTION



ORDERING INFORMATION

- Each kit contains:
- Loadbreak Junction (with mounted bracket or straps, depending on product ordered)
  - Shipping Caps (not for energized operation)
  - Silicone Grease
  - Installation Instruction Sheet

ORDERING INFORMATION

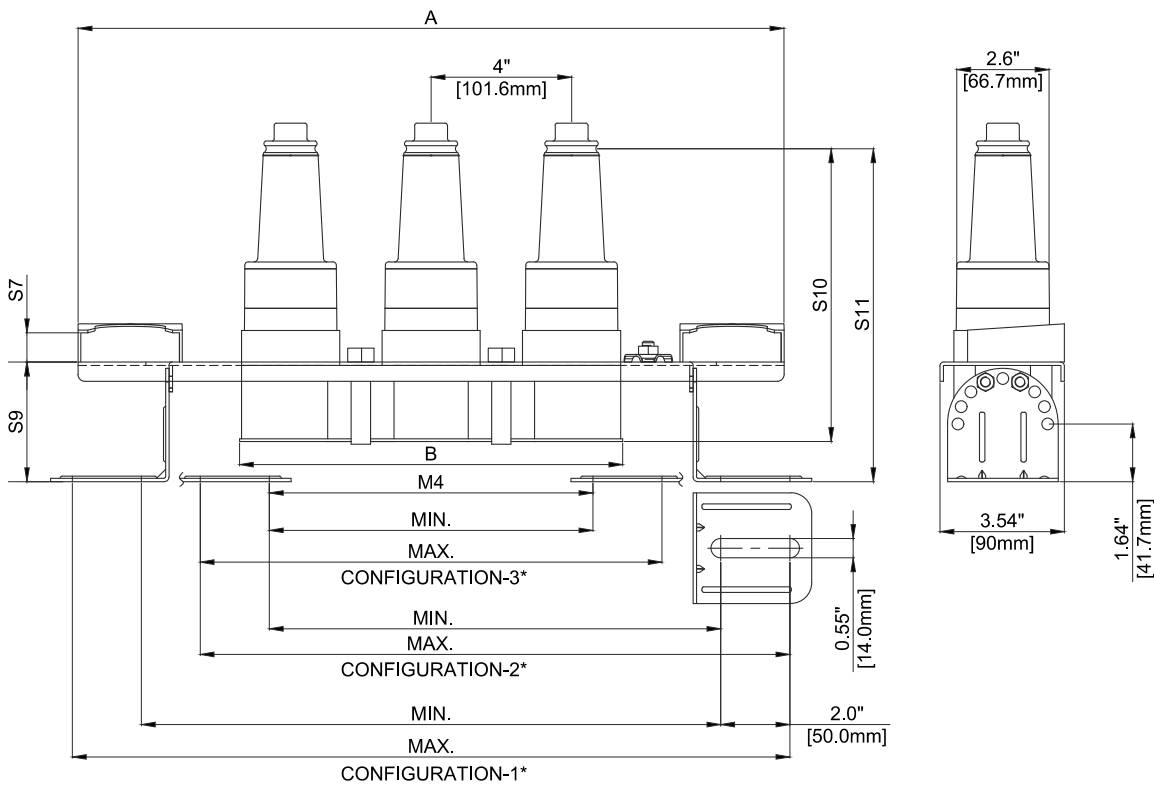
Loadbreak Junction Part Numbers

Part Description	Junction Only	Junction with bracket	Junction with U-Straps
35kV 200A Junction-2	35-LJ200F2	35-LJ200F2SS	35-LJ200F2U
35kV 200A Junction-3	35-LJ200F3	35-LJ200F3SS	35-LJ200F3U
35kV 200A Junction-4	35-LJ200F4	35-LJ200F4SS	35-LJ200F4U

Replacement Parts

Description	Catalog Number
U-Strap Kit (1 Strap)	35-LJ200U
Stainless Steel Bracket -2 way	35-LJBKTF2
Stainless Steel Bracket -3 way	35-LJBKTF3
Stainless Steel Bracket -4 way	35-LJBKTF4

Junction with Bracket Dimensional Information

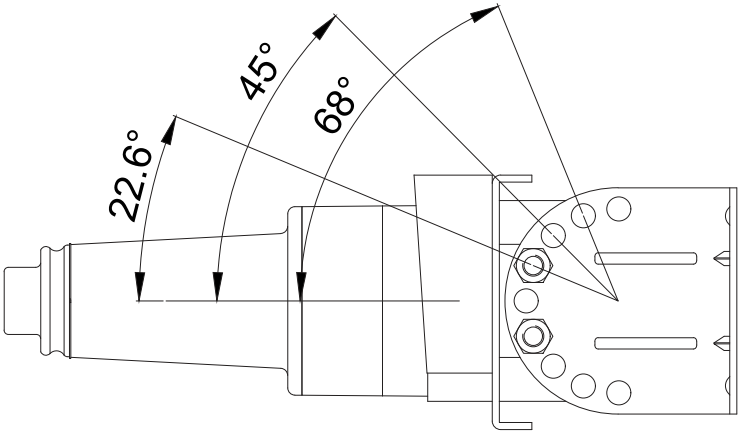


35kV	
Stacking Dimensions	
S7	0.8" (21mm)
S9	3.4" (86.5mm)
S10	8.3" (211.6mm)
S11	9.5" (240.6mm)
M4	See Dimensional

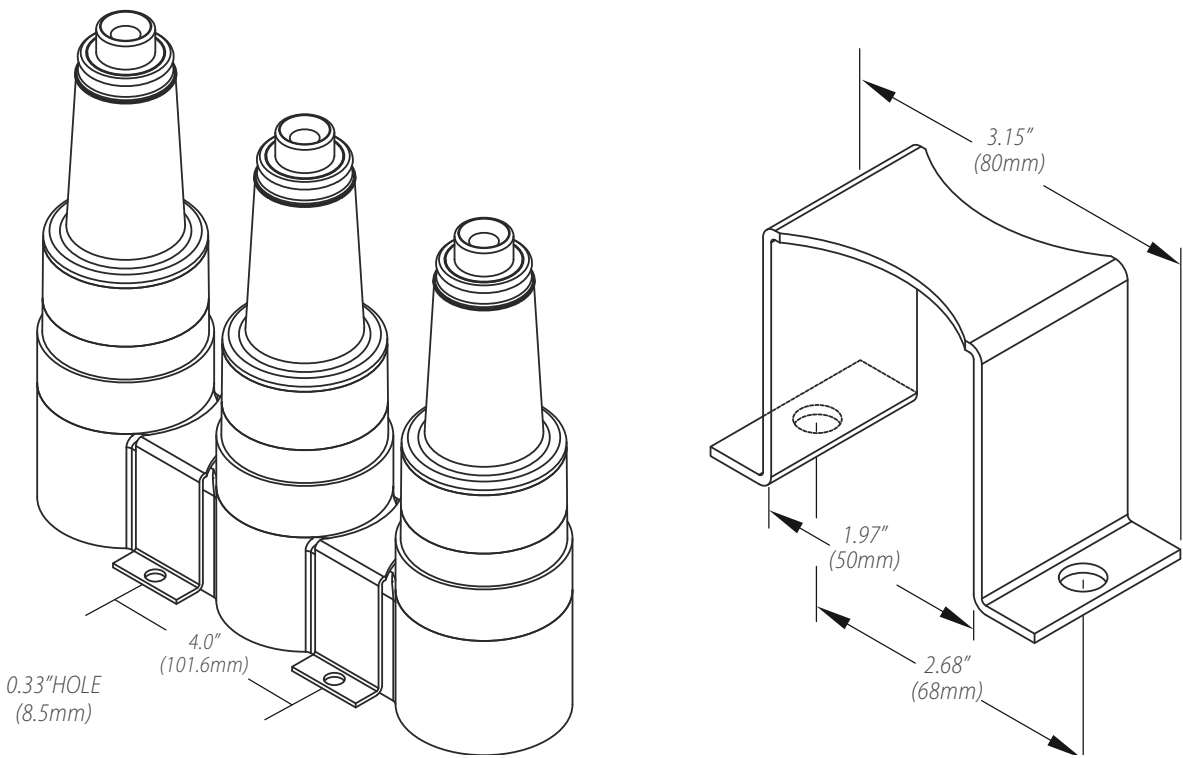
ORDERING INFORMATION

Number of Interfaces	Physical Dimensions In. (mm)		M4 Mounting Dimensions in.(mm)					
			Configuraaion1		Configuraaion2		Configuraaion3	
	A	B	Min.	Max.	Min.	Max.	Min.	Max.
2	16.1 (410)	7.2 (184)	12.6 (320)	16.5 (420)	9.2 (233)	13.1 (333)	5.7 (146)	9.7 (246)
3	20.1 (510)	10.9 (277)	16.5 (420)	20.5 (520)	13.1 (333)	17.0 (433)	9.7 (246)	13.6 (346)
4	24.0 (610)	14.9 (379)	20.5 (520)	24.4 (620)	17.0 (433)	21.0 (533)	13.6 (346)	17.6 (446)

\* Configuration 1. Both feet turned out.  
Configuration 2. One foot turned out, one in.  
Configuration 3. Both feet turned in.



Junction with U-straps Dimensional Information







**ANHUI CHARDON ELECTRIC LTD.**

No.808 Taiji Road Economic Develop Zone of Guangde  
County Anhui China

Tel: 0563-2216688

Fax: 0563-2251806

**CHARDON TAIWAN CORPORATION**

No.37 Min-Chie Road, Tung Lo Industrial Park, Miao Li,  
Taiwan 366

Tel: +886-37-984385

Fax: +886-37-984770

**SHANGHAI CHARDON ELECTRIC LTD.**

Room 1202, office building No.399, Yun Gu Road ,  
Jiading district, Shanghai, China 201801

Tel: +86-21-39105900

Fax: +86-21-391059166

[www.chardongroup.com](http://www.chardongroup.com) [info@chardongroup.com](mailto:info@chardongroup.com)