



17.5/24kV 250A Deadbreak Elbow Type Test Report

Test Sequence D3

Report Number:

Test Start Date:

Test Complete Date:

RN-R7607-D3

2015 / 01 / 19

2015/ 01 / 22

Chardon Taiwan
No. 37 Min-Chie Road
Tung Lo Industrial Park
Miao Li, Taiwan 366



No. 37, Min-Chie Road, Tung Lo Industrial Park,
Miao Li, 366 Taiwan, R.O.C.
Tel: +886-37-984385 | Fax: +886-37-984770
E-Mail: sales@chardongroup.com

Table of Contents

1.	Operating Eye	3
2.	Partial Discharge at Ambient Temperature	5
3.	Examination.....	7

1. Operating Eye

Object

To verify the connectors that the parts meet the Operating Eye requirements, axial force 1300 N for 1 min, torque : 14 N*m.

Testing Samples

Deadbreak Elbow CHARDON 24-CE250 4 pcs

Testing Fixture

- Tensile Tester
- Torque Wrench
- Customized Mating Parts

Procedures and Test Spec

A tensile force of 1300 N shall be gradually applied to the operating eye with a suitable tool in the direction of the bushing axis up to the specified force and maintained for the specified time as given in the relevant standard.


A rotational torque shall then be gradually applied, up to the specified value given in the relevant standard, using a suitable tool first in a clockwise direction and then in an anti-clockwise direction.

Results

Sample number	Tensile Force 1300N/min	Torque 14N*m
A8	PASS	PASS
A9	PASS	PASS
A10	PASS	PASS
A11	PASS	PASS



Torque Test



Tensile Force Test

2. Partial Discharge at Ambient Temperature

Object

To verify the connectors that the parts meet IEC 60502.4/HD629.1S2 Partial Discharge testing requirement of $22\text{kV} \leq 10\text{pC}$.

Testing Samples

Deadbreak Elbow CHARDON 24-CE250 4 pcs

Mating Parts

Deadbreak Bushing CHARDON 24-DIB250


Testing Fixture Customized

Procedure and Testing Spec


The test voltage shall be raised to 20% above the corona voltage level of 22kV. If corona exceeds 10pC, the test voltage shall be lowered to the corona voltage level of 22kV and maintained at this level for at least 3 seconds but not more than 60 seconds. Corona readings taken during this period shall not exceed 10 pC.

Results

Sample number	Partial Discharge Readings
A8	26.7kV/1.8pC
A9	26.7kV/1.8pC
A10	26.7kV/1.8pC
A11	26.7kV/1.8pC



Test Setup



Test Readings in Progress

3. Examination

Object

To verify the connectors that parts meet the requirement of IEC 60502.4/HD629.1S2 about examination of the tested samples.

Testing Samples

Deadbreak Elbow

CHARDON 24-CE250

4 pcs

Procedure and Test Spec

The accessories shall be examined and the following information included in the test report:

- (i) Cracking in the filling media and/or tape or tube components;
- (ii) A moisture path bridging a primary seal;
- (iii) Corrosion and/or tracking and/or erosion which would, in time, lead to failure of the accessory.

Results

Sample number	Examination
A8	PASS
A9	PASS
A10	PASS
A11	PASS